



# HUDSON ADIRONDACK SIDE TABLE

## Product Instructions

Product No. 2500160

**vonhaus**

## Let's get started!

Visit our product hub for useful tips and tricks on getting the most out of your new product.

SCAN ME



75kg  
Capacity



15 Mins

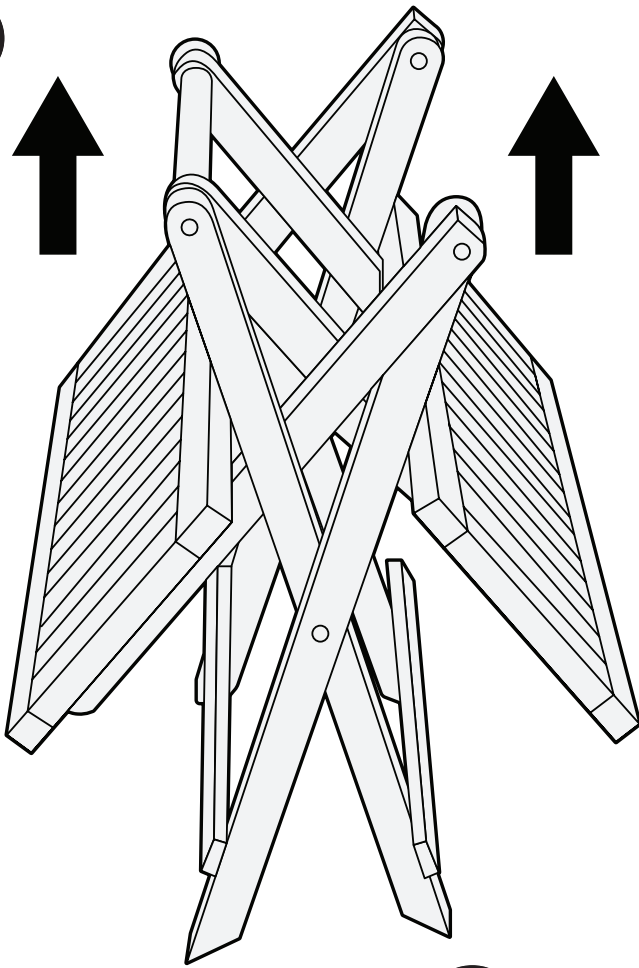

Need further help?  
[support@vonhaus.com](mailto:support@vonhaus.com)

See our full range at  
[www.vonhaus.com](http://www.vonhaus.com)

# Assembly

---

1



2



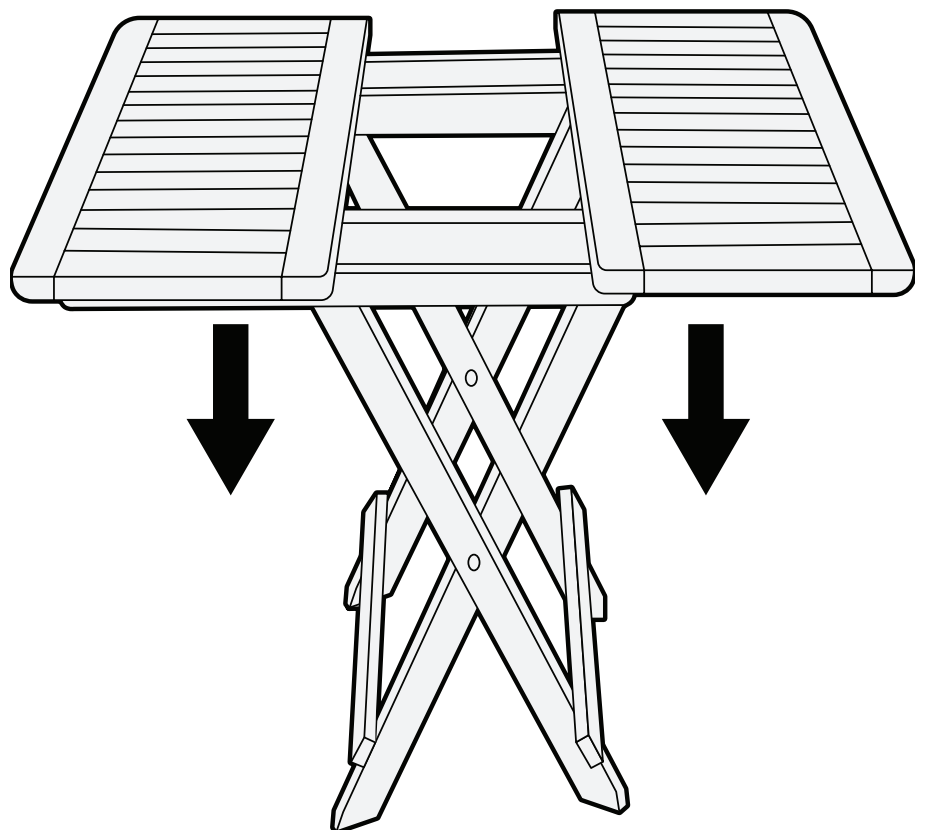
# Closing the Table

---

1



2



# Information

---

## Important Safety Notice

This product is **not suitable for use by children** or by individuals with **physical, sensory, or mental impairments** that may limit their ability to operate the equipment safely, **unless** they have been given supervision or instruction concerning the safe use of the product by a person responsible for their safety.

Do not modify the chair. Improper use may cause accidents and injuries.

If you are missing any components, contact our customer services department at [support@vonhaus.com](mailto:support@vonhaus.com)

DO NOT proceed with assembly if any components are missing.

## Maintenance

Clean the table regularly with a soft cloth and mild detergent.

Avoid placing hot items directly on the table to prevent damage.

Use coasters or placemats to protect the surface from spills and stains.

Tighten any loose screws or bolts to maintain stability.

Inspect the table regularly for any signs of wear or damage.

## Health & Safety

Ensure the table is fully assembled and stable before use.

Do not place heavy objects exceeding the table's weight limit.

Use the table on a flat, stable surface to prevent tipping.

Keep the table away from extreme heat or moisture to prevent damage.

Regularly check and tighten any loose screws or bolts.

# Information

---

## Customer Service

If you are having difficulty using this product and require support, please contact [support@vonhaus.com](mailto:support@vonhaus.com)

## Warranty

To register your product and find out if you qualify for a free extended warranty please go to [www.vonhaus.com/warranty](http://www.vonhaus.com/warranty)

Please retain a proof of purchase receipt or statement as proof of the purchase date.

The warranty only applies if the product is used solely in the manner indicated in the warnings page of this manual, and all other instructions have been followed accurately.

Any abuse of the product or the manner in which it is used will invalidate the warranty.

## Returns

Returned goods will not be accepted unless re-packaged in its original packaging and accompanied by a relevant and completed returns form. This does not affect your statutory rights.

No rights are given under this warranty to a person acquiring the appliance second-hand or for commercial or communal use.

## Copyright

All material in this instruction manual are copyrighted by DOMU Brands.

Any unauthorised use may violate worldwide copyright, trademark, and other laws.

## Thank You

Thank you for purchasing your product/appliance.

Should you require assistance with your purchase, please contact us at [support@vonhaus.com](mailto:support@vonhaus.com)

Vonhaus is a registered trademark of DOMU Brands Ltd.

Made in China for DOMU Brands Ltd.  
Unit 30, Stakehill Industrial Estate  
Middleton, Manchester, M24 2RW

## EU Authorised Representative

Authorised Representative Service  
77 Camden Street Lower  
Dublin, D02 XE80  
Ireland

## Let's get started!

Visit our product hub for useful tips and tricks on getting the most out of your new product.

**SCAN ME**

