

SANTORINI 1 PERSON HAMMOCK

Product Instructions

Product No. 2500338.2

vonhaus

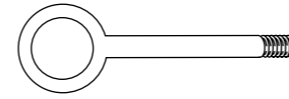
Let's get started!

Visit our product hub for useful tips and tricks on getting the most out of your new product.

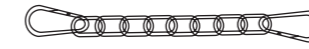
SCAN ME



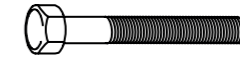
Components



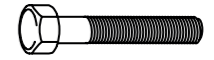
A ×2



B ×2



C ×4




D ×4




E ×10




F ×14



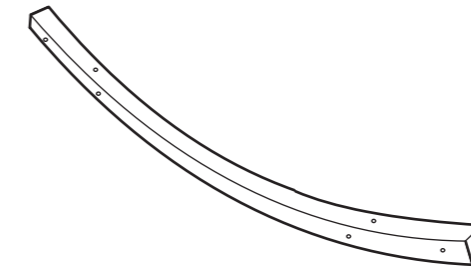
G ×2



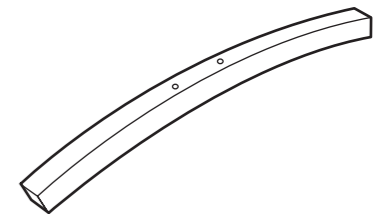
H ×2



J ×2



K ×2



L ×2



150kg
Capacity



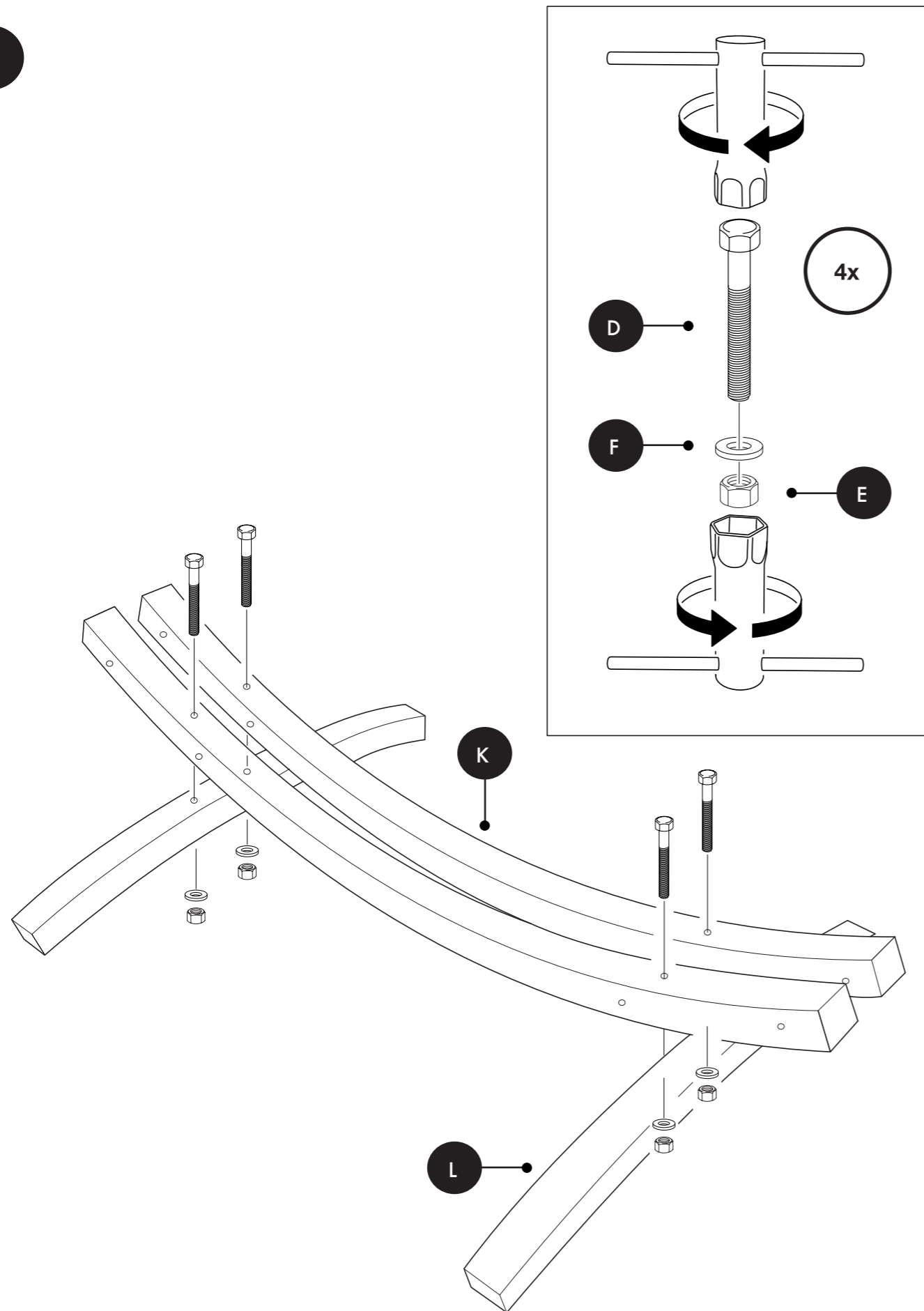
30 Mins

Need further help?
support@vonhaus.com

See our full range at
www.vonhaus.com

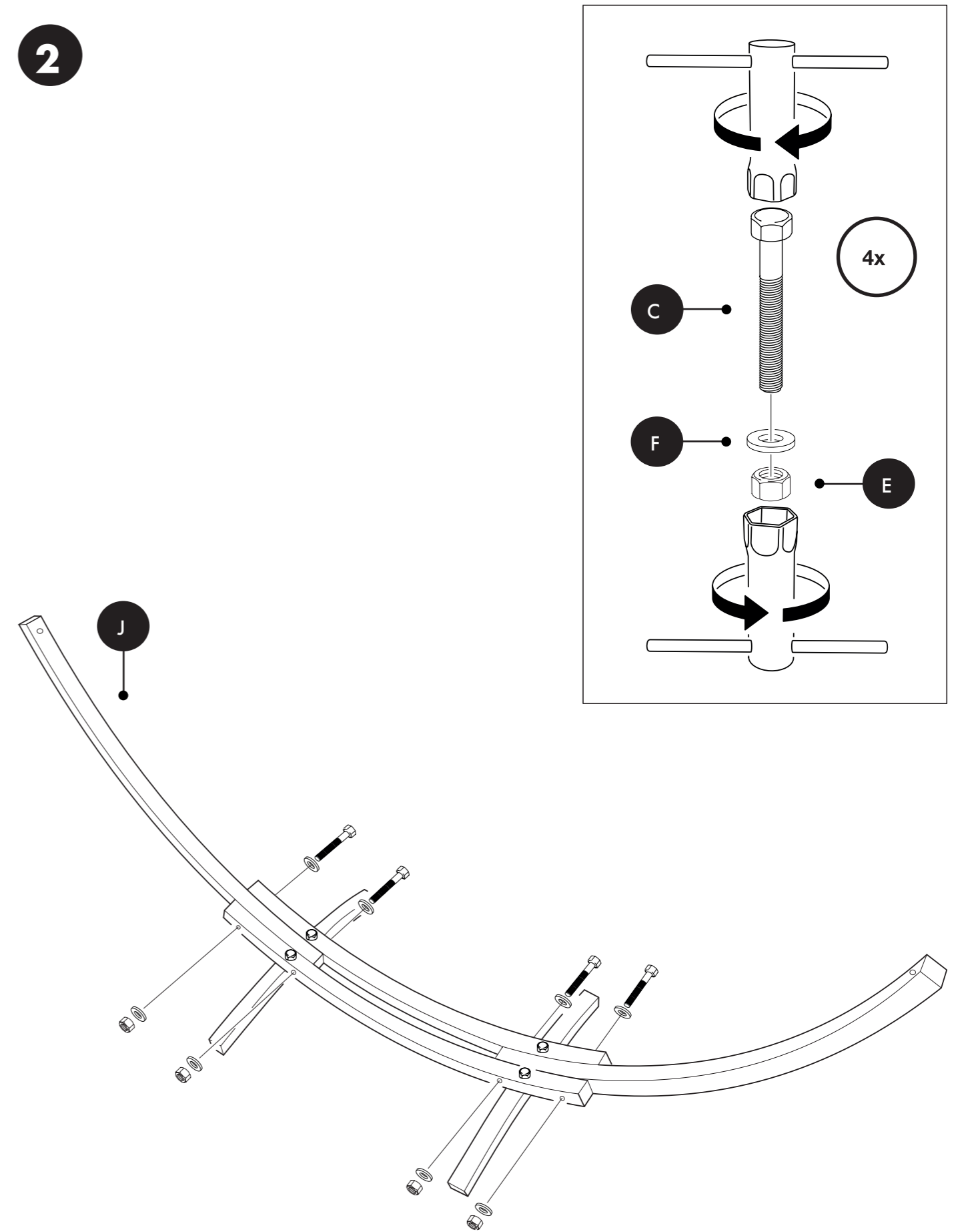
Assembly

1



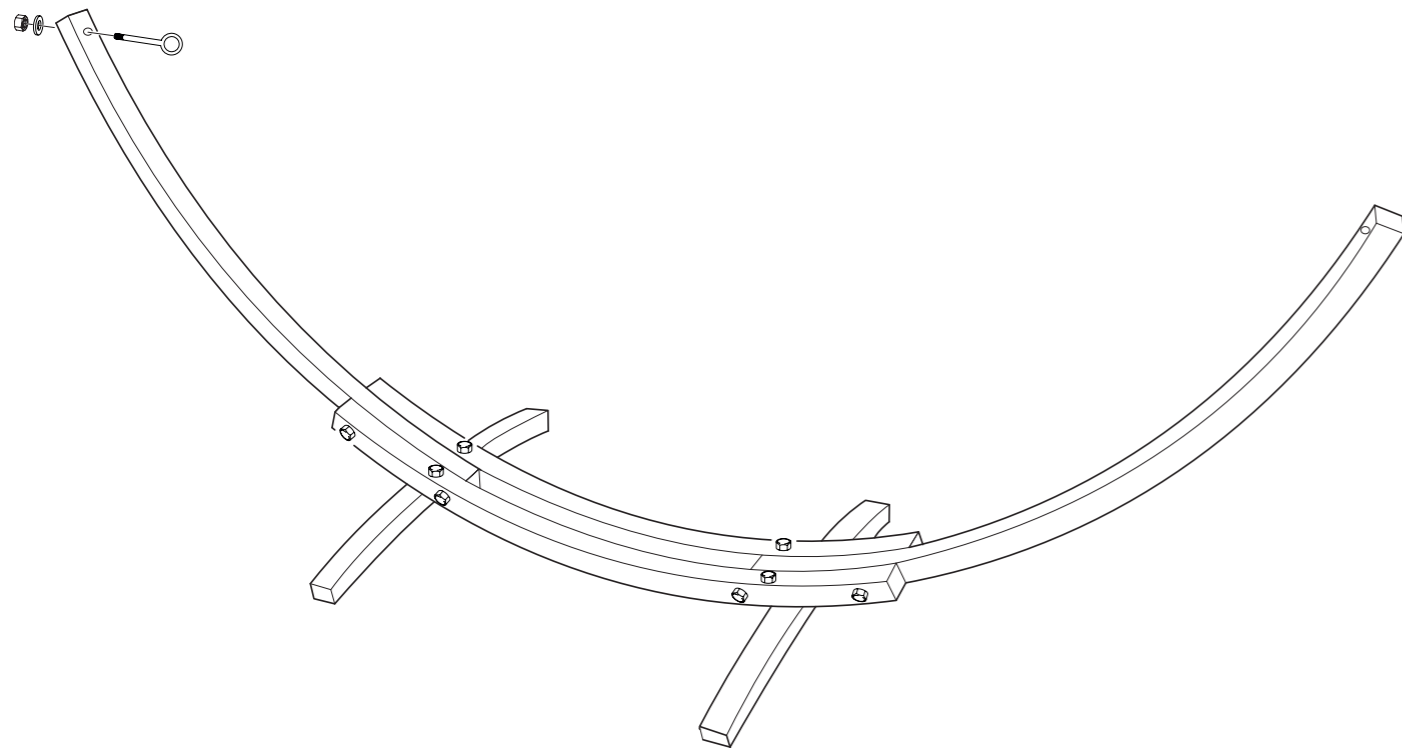
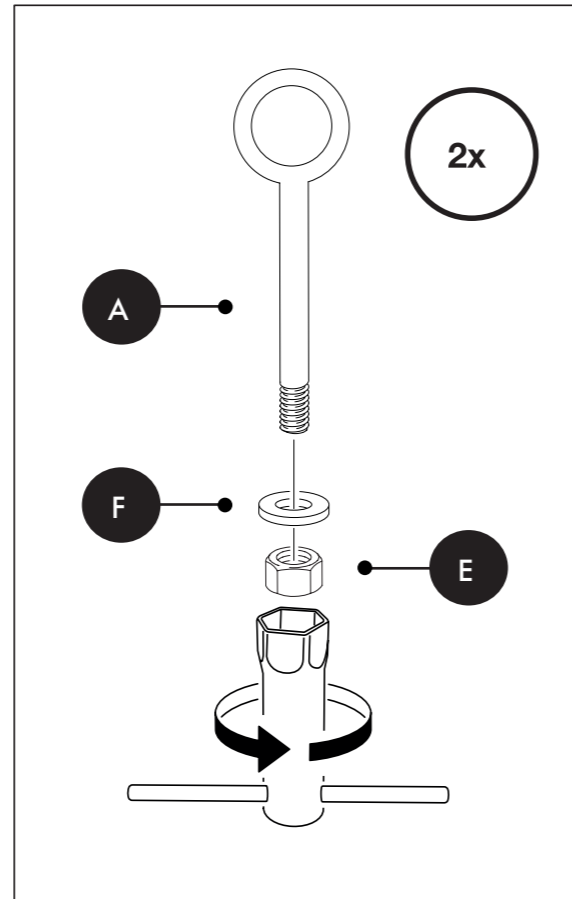
Assembly

2



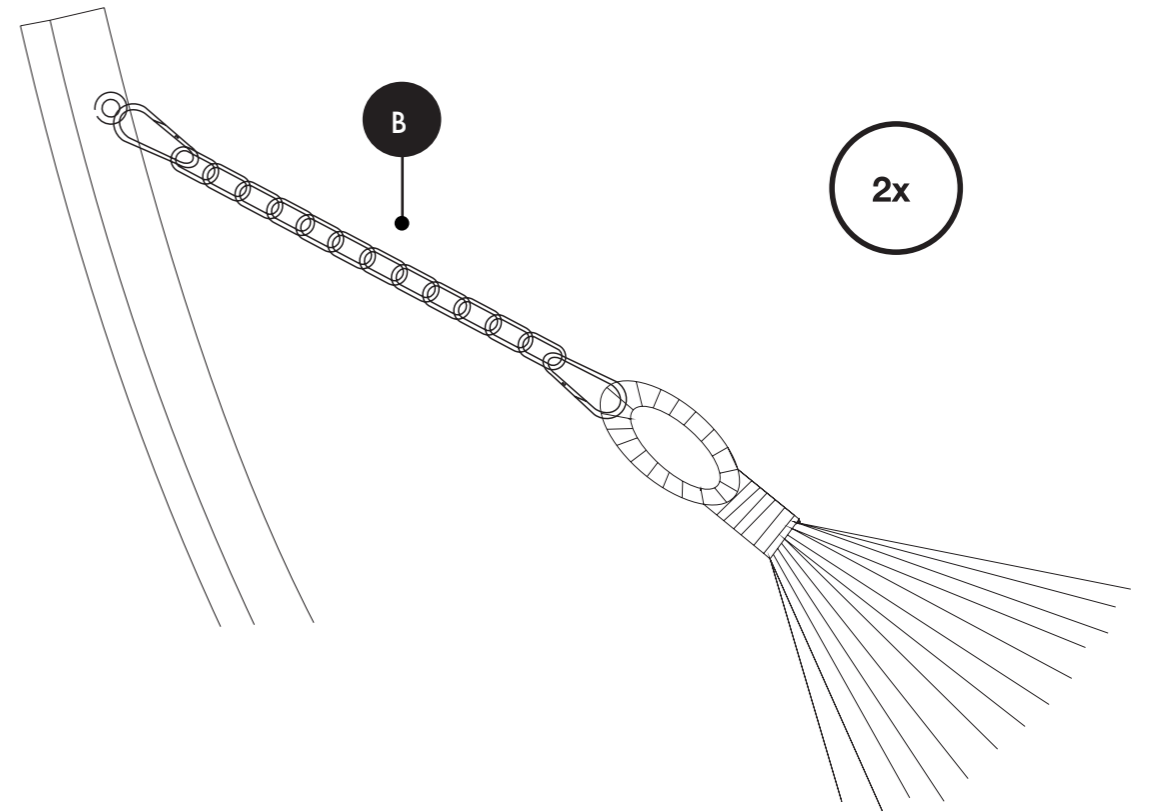
Assembly

3

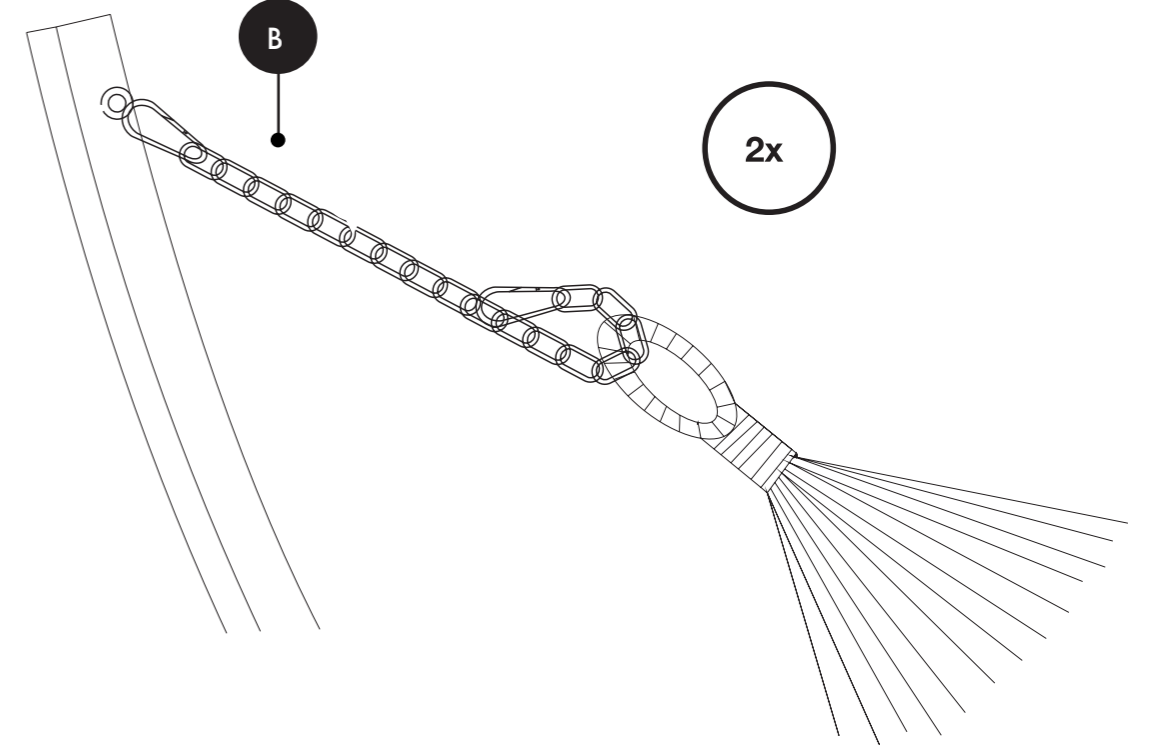


Assembly

4



5



Information

Important Safety Notice

This product is **not suitable for use by children** or by individuals with **physical, sensory, or mental impairments** that may limit their ability to operate the equipment safely, **unless** they have been given supervision or instruction concerning the safe use of the product by a person responsible for their safety.

Improper use may result in serious injury. Always ensure the operator is capable of understanding and following all safety instructions provided in this manual.

Important

- Store the item in a secure location during high winds or storms.
- Re-tighten fixings every 6 months.
- Ensure product is not damaged before first use.
- Do not jump on the product.
- Keep away from flammable materials.
- Do not tumble dry.
- Do not wring dry.
- The product is neither waterproof nor water-resistant.
- Maximum weight capacity: 110 kg

Before First Use

Follow each step of the assembly as outlined by the steps in this Instruction Manual.

Assemble close to the products intended position.

Locate the product in a suitable area where it will not create an obstruction. Locate away from sources of combustion.

General Safety

The assembly pack contains small parts which can pose a choking hazard to children and pets. Place on solid and even ground.

Only use in an upright stable position.

Do not overload the product as this may result in damage to the product or personal injury.

Cleaning & Maintenance

Do not clean the product with any abrasive cloths or chemicals. Solvents or detergents can cause damage to the surface.

Periodically check and re-tighten fittings where necessary.

Re-tighten all fittings after first week following assembly.

To clean, sponge down with warm water, a soft cloth and mild detergent. Ensure you have all the pieces listed.

If you are missing any components, contact our customer services department at support@vonhaus.com

DO NOT proceed with assembly if any components are missing.

Information

Customer Service

If you are having difficulty using this product and require support, please contact support@vonhaus.com

Warranty

To register your product and find out if you qualify for a free extended warranty please go to www.vonhaus.com/warranty

Please retain a proof of purchase receipt or statement as proof of the purchase date.

The warranty only applies if the product is used solely in the manner indicated in the warnings page of this manual, and all other instructions have been followed accurately.

Any abuse of the product or the manner in which it is used will invalidate the warranty.

Returns

Returned goods will not be accepted unless re-packaged in its original packaging and accompanied by a relevant and completed returns form. This does not affect your statutory rights.

No rights are given under this warranty to a person acquiring the appliance second-hand or for commercial or communal use.

Copyright

All material in this instruction manual are copyrighted by DOMU Brands.

Any unauthorised use may violate worldwide copyright, trademark, and other laws.

Thank You

Thank you for purchasing your product/appliance.

Should you require assistance with your purchase, please contact us at support@vonhaus.com

Vonhaus is a registered trademark of DOMU Brands Ltd.

Made in China for DOMU Brands Ltd.
Unit 30, Stakehill Industrial Estate
Middleton, Manchester, M24 2RW

EU Authorised Representative

Authorised Representative Service
77 Camden Street Lower
Dublin, D02 XE80
Ireland

Let's get started!

Visit our product hub for useful tips and tricks on getting the most out of your new product.

SCAN ME

