

45PC METAL PEGBOARD SET

3500080 - User Guide

⚠️ WARNING ⚠️

The Pegboard is designed and intended for domestic use only. It should not be used for commercial purposes.

This product is not a toy. Children should be supervised to ensure that they do not play with the Pegboard.

CAUTION: This product contains small parts for assembly which pose a hazard to children and animals. Keep away from children and pets at all times.

Check the contents of the packaging against this manual to ensure there are no missing or defective parts. Never use defective parts.

To protect parts from damage during assembly, it is recommended that you clear sufficient space to assemble the unit. Place all parts on a suitable sheet or rug to prevent scratching or damage to the parts and flooring during assembly.

It is recommended that two people are present for assembly.

Do not use power tools for assembly. These can cause damage to the product and impair future use and stability.

Do not over-tighten any parts during assembly. This will damage the unit.

WARNING! The Pegboard should only be positioned on a flat wall surface.

Due to the difference in wall materials, the required hardware for fixing the Pegboard to the wall are not included. Contact your local hardware store or qualified person for advice and guidance.

Keep the Pegboard away from open flames or sources of ignition.

The Pegboard is not designed to support excess weight.

DO NOT climb on or overload the unit to prevent accident or injury.

DO NOT overload the Pegboard.

Take care to observe and adhere to the following weight capacities:

Maximum combined weight 20Kg / 44lbs

Maximum Weight per hook 1kg / 2.2lbs

For stability, heavier items should not be placed in the lower region of the PegBoard.

Always distribute weight evenly to help prevent damage and tip-over.

CAUTION: To ensure continued safety, check that the unit is secure and safe to use at regular intervals (every 3 months). Take appropriate action to rectify any unstable or unsafe units.

WALL MOUNTING

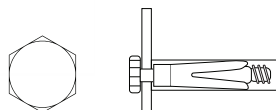
IMPORTANT When drilling into walls always check that there are no hidden wires or pipes etc.

Ensure that the screws and wall plugs being used are suitable for supporting the unit to be installed.

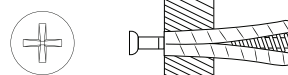
If you are unsure it is recommended you contact a suitable qualified tradesperson.

TIPS

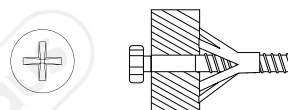
- Ensure you use a recommended drill bit to match the wall plug and hole size.
- Take extra care when drilling high walls, ceilings and ceramic tiles, ensure the wall plug is fitted below the ceramic tile to avoid splitting or cracking.
- Ensure the wall plugs are well fitted and are a secure fit to the drilled hole.



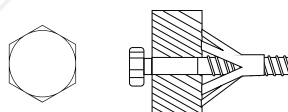
Standard Wall Plug: Suitable for use on most types of wall such as brick, breeze block, concrete, stone, wood or plaster.



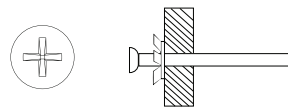
Hammer Fixing: For use with wall stuck with plaster board. The Hammer fixing allows it to be fixed to a wall rather than the plaster board.



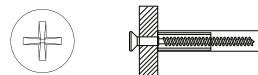
Cavity Fixing Heavy Duty: For use when supporting heavy loads for example cabinets and shelving.



Cavity Fixing: For use with plaster board partitions or hollow wooden doors.



Standard Wall Plug: Suitable for use on most types of wall such as brick, breeze block, concrete, stone, wood or plaster.



Shield Anchor: For use with heavier items such as TVs.

DISPOSAL INFORMATION

Please recycle where facilities exist. Check with your local authority for recycling advice.

CUSTOMER SERVICE

If you are having difficulty using this product and require support, please contact **hello@domu.co.uk**

WARRANTY

To register your product and find out if you qualify for a free extended warranty please go to

www.Vonhaus.com/warranty.

Please retain a proof of purchase receipt or statement as proof of the purchase date.

The warranty only applies if the product is used solely in the manner indicated in the Warnings page of this manual, and all other instructions have been followed accurately. Any abuse of the product or the manner in which it is used will invalidate the warranty.

Returned goods will not be accepted unless re-packaged in its original packaging and accompanied by a relevant and completed returns form. This does not affect your statutory rights.

No rights are given under this warranty to a person acquiring the appliance second-hand or for commercial or communal use.

COPYRIGHT

All material in this instruction manual are copyrighted by DOMU Brands.

Any unauthorised use may violate worldwide copyright, trademark, and other laws.

THANK YOU

Thank you for purchasing the 45pc Metal Pegboard Set

VonHaus® is a registered trademark of DOMU Brands Ltd
Made in China for DOMU Brands Ltd M24 2RW.